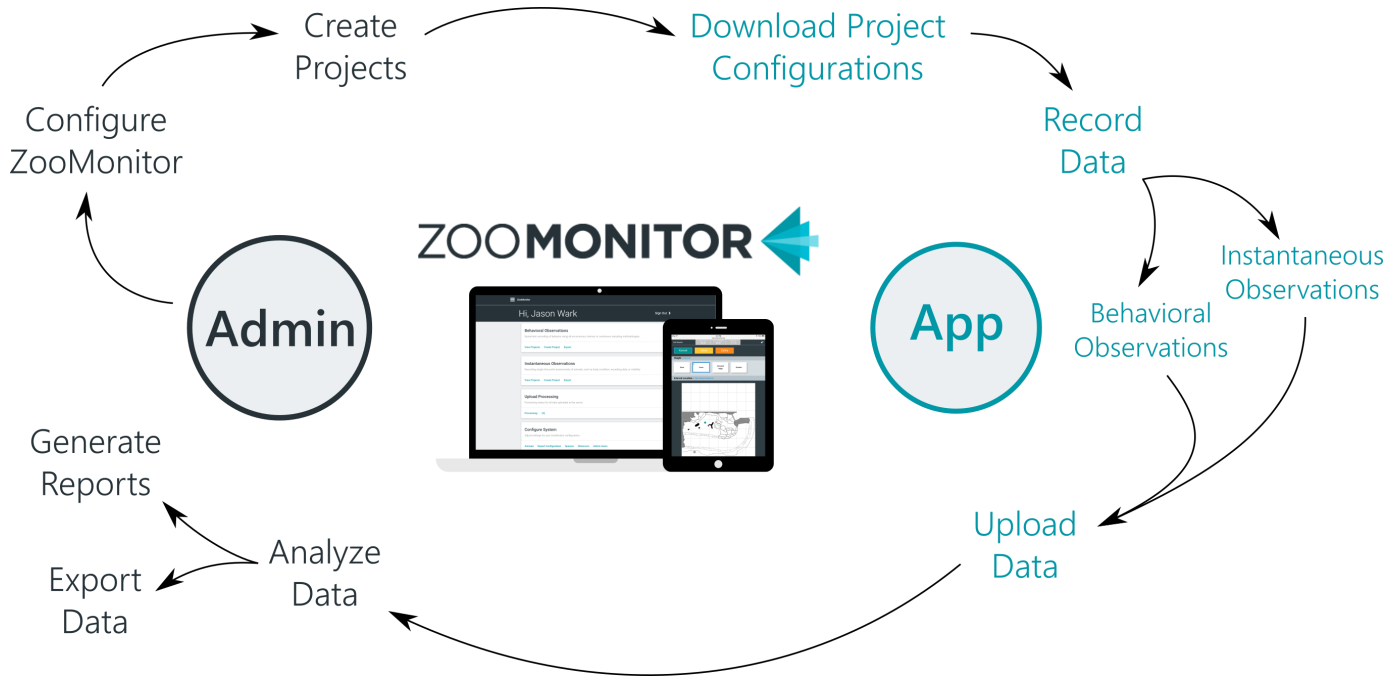



## Overview of ZooMonitor Workflow

ZooMonitor is organized into the App and Admin sections. See the diagram below for a typical workflow in ZooMonitor.

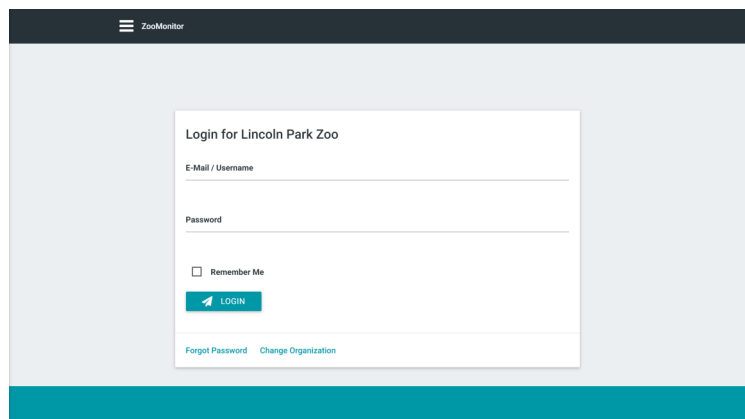


## Sign Into the App and Admin Sections

After you've signed in on a device, when you go to ZooMonitor.org you'll start at the App sign-in screen. To sign into the App you must have an Observer profile. After you sign into the App, you can go to your Admin section by clicking Admin in the main menu or footer, then enter your Admin username and password. Note: to provide access to both the App and Admin sections, you will need both an Observer and Admin User profile (see Getting Started guide).



App Sign-in



Admin Sign-in

## The App Section

### Main Menu

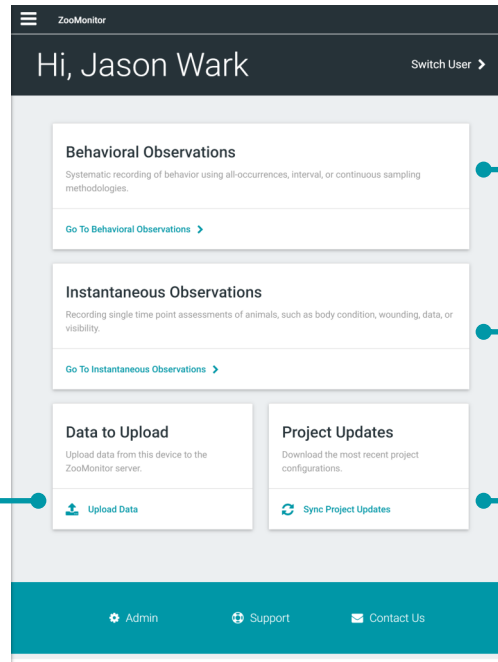
Navigate to any area in the App and access Admin.

### Current Observer/ Sign Out

Displays the current Observer. Click Switch User to sign in as another Observer.

### Data to Upload

Upload all of the data stored on your device. Note: You must have WiFi available to upload data sessions (but not to record data).



### Behavioral Observations

View and record data on your Behavioral Observation projects.

### Instantaneous Observations

View and record data on your Instantaneous Observation projects.

### Project Updates

Download project updates to sync all changes you've made in Admin, including any new or modified projects, and new Observers.

## The Admin Section

### Main Menu

Navigate to any area in Admin and access the App.

### Current Admin/ Sign Out

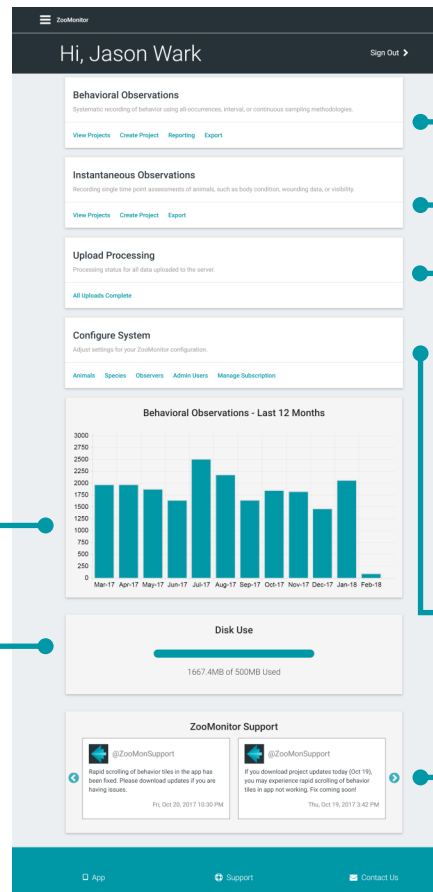
Displays the current Admin User. Click Sign Out to sign in as another Admin User.

### Monthly Overview Graph

Charts the monthly number of Behavioral Observations for the last year on your license account.

### Disk Use

Displays the current app total storage space used by your license.



### Behavioral Observations

Create and edit projects, then build reports and export data for analysis.

### Instantaneous Observations

Create and edit projects, then export data for analysis.

### Upload Processing

Displays the number of pending session uploads for your account.

### Configure System

Create new user profiles and add animals you'll be observing.

### ZooMonSupport Twitter

Feed showing tweets from our ZooMonSupport twitter account.